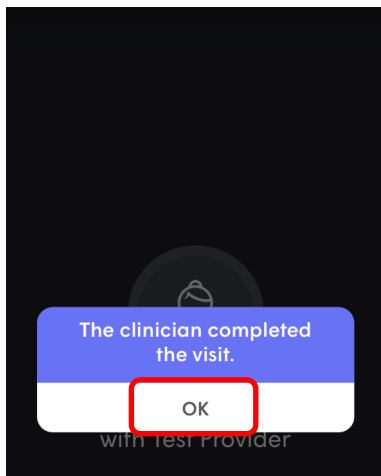


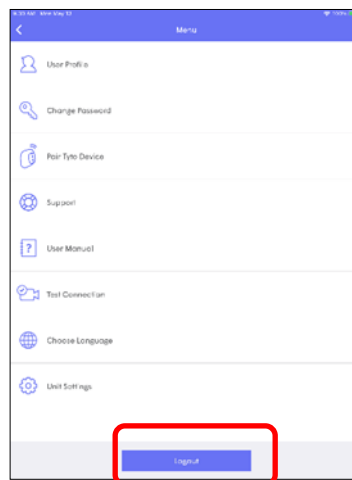
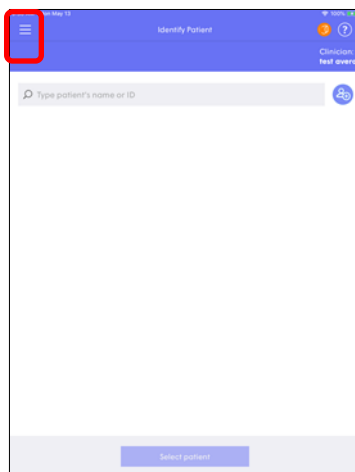
TytoCare | How to End a Video Encounter

Note: If the TytoCare device will not be in use within 4 hours or longer, power down device and plug into power.

1. After the provider ends the video encounter, the image below will be displayed on the iPad screen. Select **'OK'** to end the session.

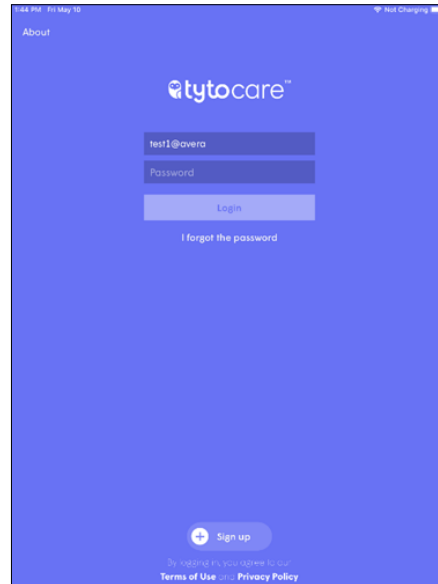
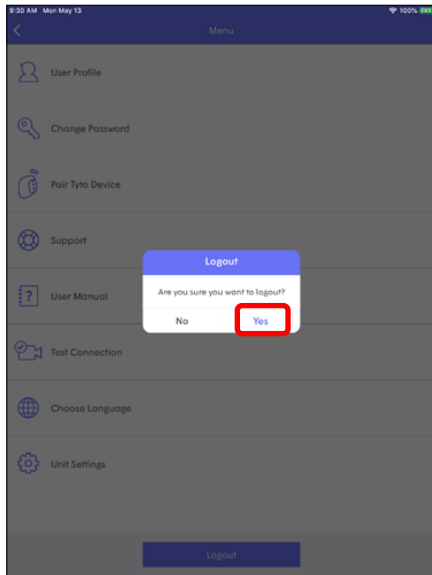


2. To logout of the TytoCare application, select the three lines in the top left corner. Select **'Logout'**.

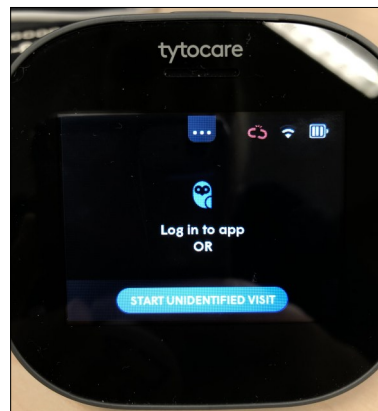


TytoCare | How to End a Video Encounter

- The window display will prompt **'Are you sure you want to logout?'** Select **'Yes'** and the main login screen will display.



- The TytoCare device screen will prompt **'Online visit is finished'**. Select **'Finish'** and the main TytoCare screen will display.



- When the TytoCare platform is not in use for patient care:
 - The iPad is required to be powered on
 - The TytoCare device is required to be plugged into the power charge cord and turned off
 - The cart is required to be plugged into an electrical outlet